

User Manual

BioTime 8.0 License Activation

Version: 2.0

Date: November 2019

Software Version: 8.0.2 or above

1. Overview

We have two ways to activate BioTime8.0, online activation or offline activation.

2. Online Activation

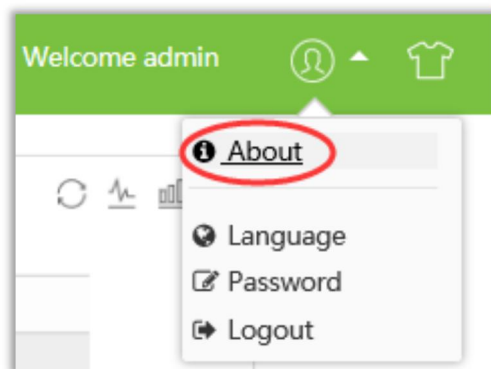
This method is used for activating the software using internet connection. In case of re-installation of software, please use this same method to activate the software again.

2.1 Below are two ways to enter the **About** interface:

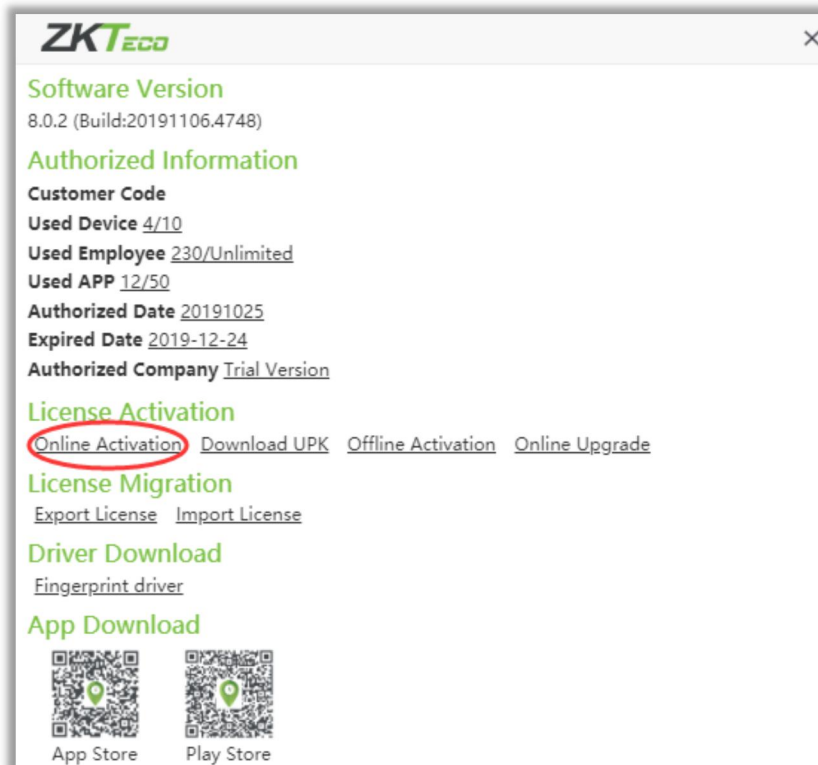
(1) On the Login page, click **About**.



(2) After Logged in, move the cursor to the icon , it will show you the menu, then click **About**.



2.2 Click **Online Activation**, and fill in the authentication information , which includes the super admin's username and password.



The Authenticate dialog box contains the following fields and buttons:

- Username*:** Input field containing the text "admin".
- Password*:** Input field containing five black dots.
- Buttons:** A green "Confirm" button and a white "Cancel" button.

2.3 Fill in the registration information, click **Browse** to select the file **XX_SN.xml**, which is received from the sales department, then click **Active** button, and you will activate your software.

Online Activation

Company* ZKTeco

Country* China City* Xiamen

Email* 329533929@qq.com Address* Xiamen

Contact Person Wendy Telephone 0592-1234567

Industry Manufacturing Supplier ZKTeco

SN File* D:\HQ Testing License-5 **Browse...**

File name should be end with -SN.xml

Active Cancel

3. Offline Activation

This method is used when the computer disconnects with the network.

3.1 Entering the **About** page, click **Download UPK**, then fill in the authentication information, which includes the super admin's username and password.

ZKTeco

Software Version
8.0.2 (Build:20191106.4748)



Authorized Information
Customer Code
Used Device 4/10
Used Employee 230/Unlimited
Used APP 12/50
Authorized Date 20191025
Expired Date 2019-12-24
Authorized Company Trial Version

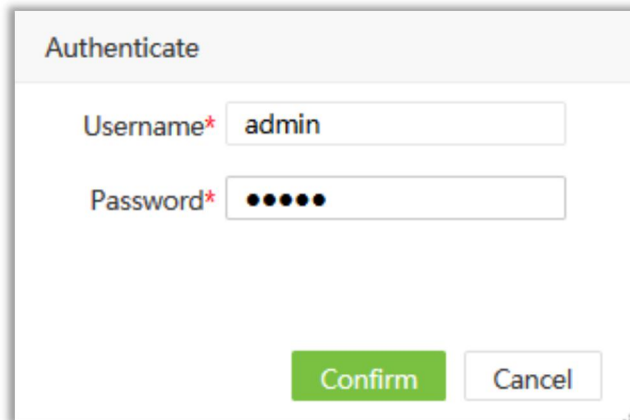
License Activation
[Online Activation](#) **Download UPK** [Offline Activation](#) [Online Upgrade](#)

License Migration
[Export License](#) [Import License](#)

Driver Download
[Fingerprint driver](#)

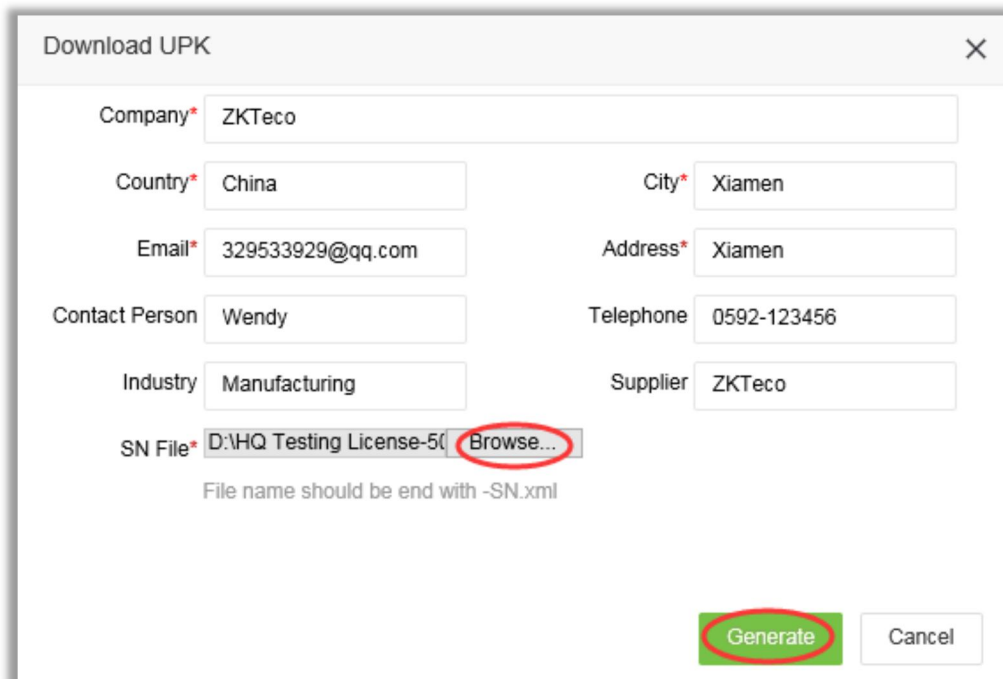
App Download

 
App Store Play Store



The image shows a dialog box titled "Authenticate". It contains two input fields: "Username*" with the value "admin" and "Password*" with five black dots. At the bottom, there are two buttons: "Confirm" (highlighted in green) and "Cancel".

3.2 Fill in the registration information, click **Browse** to select the file **XX_SN.xml**, which is received from the sales, and click **Generate**.



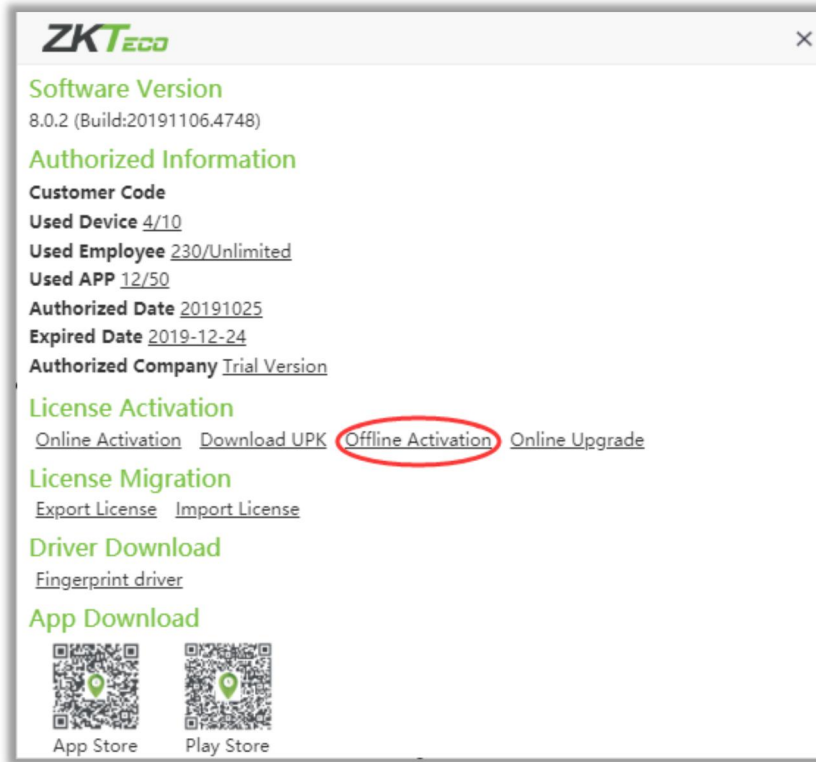
The image shows a dialog box titled "Download UPK". It contains several input fields: "Company*" (ZKTeco), "Country*" (China), "City*" (Xiamen), "Email*" (329533929@qq.com), "Address*" (Xiamen), "Contact Person" (Wendy), "Telephone" (0592-123456), "Industry" (Manufacturing), and "Supplier" (ZKTeco). The "SN File*" field contains the path "D:\HQ Testing License-5(" and a "Browse..." button, which is circled in red. Below this field, it says "File name should be end with -SN.xml". At the bottom, there are two buttons: "Generate" (highlighted in green) and "Cancel".

You will get a **XX_UPK.xml** file, then may access the following website to obtain the **XX_License.xml** file (Recommended, it is faster and saving your time):

https://www.zkteco.com/en/Index/Service/license_active.html

Or send the **XX_UPK.xml** file back to the sales team. Then the team will send you the file **XX_License.xml** back.

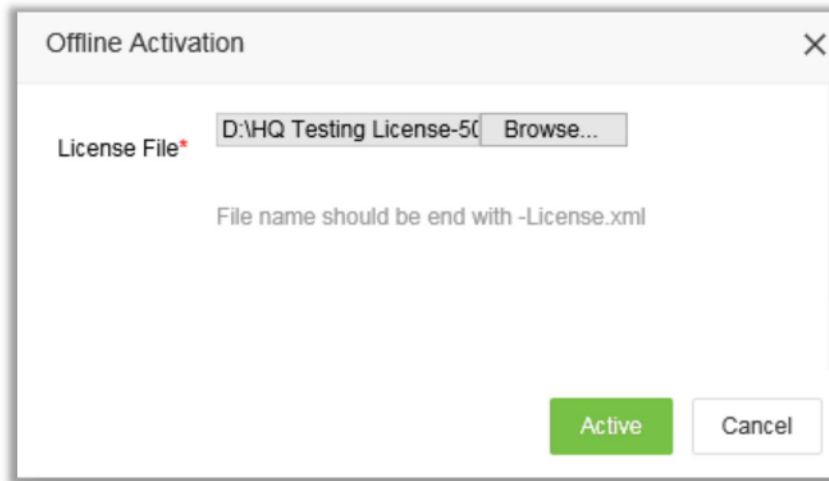
3.3 Select **Offline Activation**, and fill in the authentication information, which includes the super admin's username and password.



The Authenticate dialog box contains the following fields and buttons:

- Username*:**
- Password*:**
- Buttons:** [Confirm](#) [Cancel](#)

3.4 Click **Browse** button to select the file **XX_License.xml**, click **Active**, then you will successfully activate your software.



ZK Building, Wuhe Road, Gangtou, Bantian, Buji Town,
Longgang District, Shenzhen China 518129

Tel: +86 755-89602345

Fax: +86 755-89602394

www.zkteco.com

